

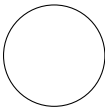






# ASSEMBLY INSTRUCTION SHEET

## ROUND TABLE

PARTS LIST							
<b>A</b>	<b>TABLE RIM</b>		<b>1</b>	<b>E</b>	<b>METAL WASHER</b>		<b>4</b>
<b>B</b>	<b>TABLE TOP</b>		<b>1</b>	<b>F</b>	<b>PLASTIC BOLT CAP</b>		<b>4</b>
<b>C</b>	<b>TABLE BASE</b>		<b>1</b>	<b>G</b>	<b>ALLEN WRENCH</b>		<b>1</b>
<b>D</b>	<b>BOLT</b>		<b>4</b>				

