

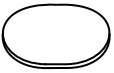












ASSEMBLY INSTRUCTION

NO.	DES	PIC	QTY
A	upper ledge		2
B	foundation		2
C	Seat Cushion 1		1
D	Pillow		2
E	Bolt 1	 M6*45L	6
F	Bolt 2	 M6*20L	2
G	Bolt 3	 M6*60L	4
H	Shim		16
I	sheet iron		1
J	PlasticNut cup		12
K	NUT		4
L	Wrench		2
M	Plastic BOLTcup		4

