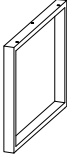

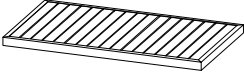

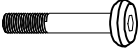

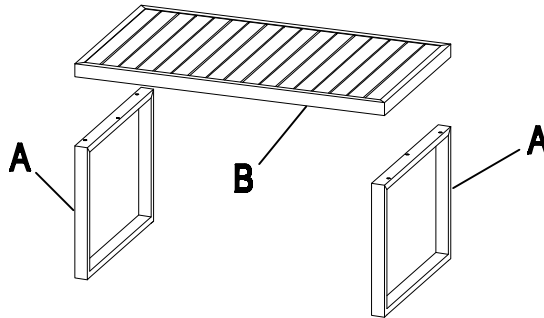


ASSEMBLY INSTRUCTION DINING TABLE

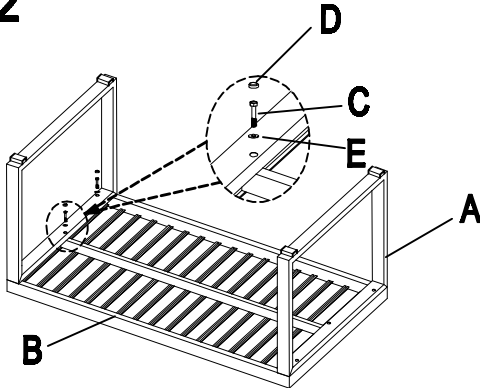
PARTS LIST

A	TABLE LEG		2	D	PLASTIC BOLT CAP		6
B	TABLE TOP		1	E	METAL WASHER		6
C	BOLT (M6*35MM)		6	F	ALLEN WRENCH		1

Step 1



Step 2



Step 3

