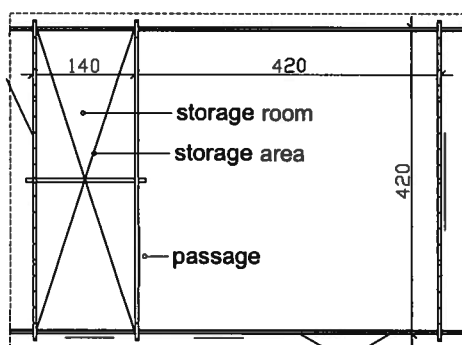
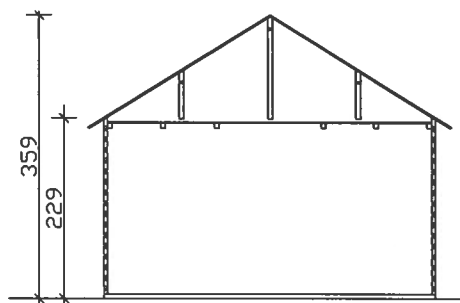
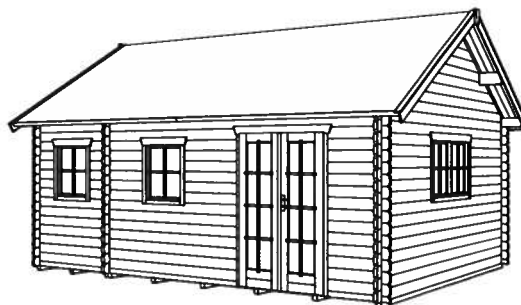


SKAN HOLZ Log cabins

1. 45mm planks as stable wall construction
2. concealed cross-bracing for optimum utilization of space
3. profiled corner connections for reliable protection against rain

Wooden floor with ground supports, roofing paper and accessories included.

SKAN HOLZ corner connections



Using storage area at your own risk!

Floor plan, cross-section and elevations M 1:100

Odense 420 x 560cm

Technical information / construction description

Walls	45mm-wooden planks , untreated
Roof	19mm profiled wood , untreated
Floors	19mm floor planks , untreated
Ground supports	9 each 60 x 60mm , impregnated
Iron parts	galvanized
Width x depth	420cm x 560cm (2 storage rooms à ca. 140cm x 208cm)
Height, eaves / gable	229cm / 359cm
Area / building volume	23,52m² / 69,15m³
Roof inclination	32° / snowload max. sk = 0,75kN/m²
Roof extension	front/behind 35cm, otherwise 20cm / roof surface 33,45m²
Packaging unit	B x L x H 120 x 583 x 95cm / 2098kg
EAN	4018211 742004
Inclusive	1 door (passage 117,5 x 179,5cm), 1 door (passage 78,5 x 179,5cm), 2 tilt- and turn windows (opening 57,5 x 70,5cm), 1 tilt- and turn window (opening 2 x 57,5 x 70,5 cm), concealed tie rod construction, profiled corner connections